

**Model: Steelworx Custom Archway Signs**

**Manufacturing Mission:** To provide all prefabricated components and installation instructions for a 16' wide by 13' tall (approximately) free standing bolt together, tubular steel constructed archway kit.

**Design Criteria:** Structure is typically designed for a 25 lb live load and a 90 mph wind load capacity, but can be designed based on specific site requirements upon request. All structural members are ASTM A-500 U.S. grade B steel. Welded connection plates shall be ASTM A-36 hot rolled steel. All welding performed to latest AWS standards by ASTM Certified welders and provided in accordance to same.

**Tubular Steel Columns:** Standard column dimension shall be 6" x 6" x 3/16" tubular steel welded to 5/8" base plates. Signage connections are done using A325 grade bolts within concealed access openings. Steel sizes are preliminary and may change upon final engineering based on actual site conditions and load requirements.

**Signage:** 3/16" minimum thickness ASTM A-36 hot rolled steel plate. Curved profile and lettering shall be precision cut using a CNC plasma cutting machine. Steel plate sign shall have a minimum 1" x 1" curved tube steel frame welded on. Lettering font to be determined.

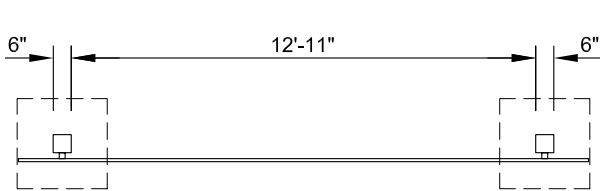
**Finish:** All steel will receive a corrosion protective TGIC Polyester powder coat, electro-statically applied and cured at 400°F. A large selection of standard colors as well as custom colors are available.

**Foundation:** Columns need to be anchored to concrete footings (footing design provided separately). Columns can be surface mounted with anchor bolts at or below finish slab elevation or they can be embedded directly into the footing.

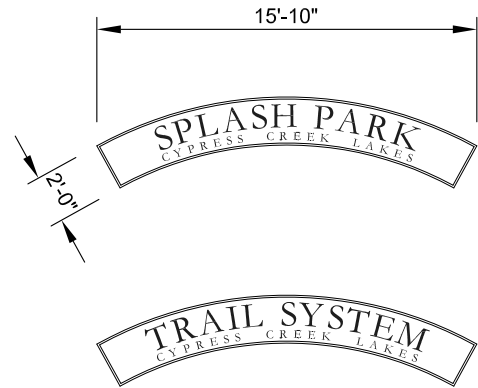
**Hardware:** All structural and mounting hardware shall be provided.

**Warranty:** 10 years against manufacturer defects.

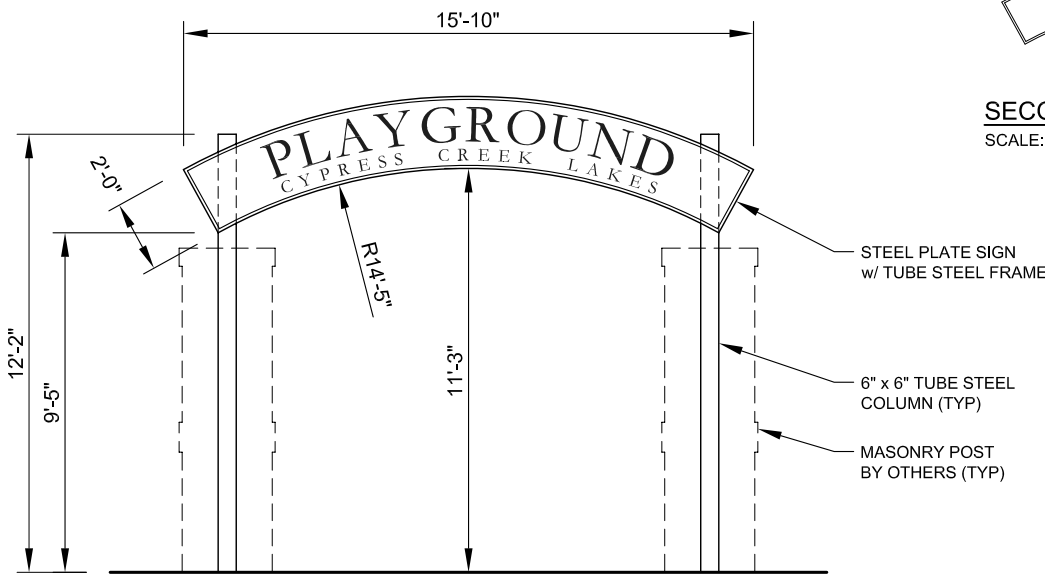
**Not Included:** Concrete work of any kind, unloading of product and installation.



**TYPICAL ARCHWAY PLAN**  
SCALE: 3/16" = 1'-0"



**SECOND & THIRD ARCHWAY SIGNS**  
SCALE: 1/8" = 1'-0"



**TYPICAL ARCHWAY ELEVATION**  
SCALE: 3/16" = 1'-0"



11800 East 9 Mile Road  
Warren, MI 48089  
Office: (586) 486-1088  
Fax: (586) 754-9130  
Toll Free: (800) 657-6118  
Email: info@coverworx.net  
www.CoverWorx.net

Steelworx Custom Archway Signs (3 total)

Cypress Creek Lakes

DESIGN SPECIFICATIONS