

## **Model: Steelworx Gable Shelter w/ Vented Top, 40' x 60'** **Model # GA-4060-SW-VT-TG**

**Manufacturing Mission:** To provide all prefabricated components and installation instructions for a 40' wide by 60' (measured from eave to eave) long free standing bolt together, tubular steel constructed shelter kit.

**Design Criteria:** Structure is typically designed for a 25 lb live load and a 90 mph wind load capacity, but can be designed based on specific site requirements upon request. All structural members are ASTM A-500 U.S. grade B steel. Welded connection plates shall be ASTM A-36 hot rolled steel. All fabrication performed to latest AISC standards by AWS Certified welders. All framing connections are done using A325 grade bolts within concealed access openings from above and will later be concealed by the roofing. All roof framing shall be flush against the roof decking to eliminate the possibility of bird nesting.

**Tubular Steel Columns and Beams:** Standard column dimension shall be 14" x 6" x 3/16" tubular steel welded to 5/8" base plates for surface mounting. Main support beams are 12" x 6" x 3/16" and purlins are 6" x 4" x 3/16". Steel sizes are preliminary and may change due to ongoing review and final engineering.

**Roof Deck:** 2" x 6" (nominal) #1 Grade, end matched, single tongue and groove with V-joint bottom face, kiln-dried to an average of 15% moisture content, Southern Yellow Pine.

**Roofing:** 24 Ga. pre-cut steel Medallion-Lok standing seam steel panels with Kynar 500 finish in a variety of colors with white underside. Standard roof slope is a 4/12 pitch with a eave height of 10'-0". Attached to structural framing with concealed clips and self tapping screws. Matching 24 Ga. trim included. Other roofing options are available upon request.

**Frame Finish:** All steel framework will receive a corrosion protective TGIC Polyester powder coat, electro-statically applied and cured at 400°F. A large selection of standard colors are available.

**Foundation:** All columns need to be anchored to concrete footings (footing design provided separately). Columns can be surface mounted to footings with anchor bolts at or below finish slab elevation or they can be embedded directly into the footing without base plates upon request. Anchor bolts and bracing templates are included. Optional base plate covers are available at an additional cost.

**Hardware:** All structural hardware and roofing fasteners shall be provided.

**Warranty:** 10 years against manufacturer defects.

**Not Included:** Concrete work of any kind, unloading of product and installation.

### **Additional Options:**

- Flexibility of Design  
Such as: Height and Pitch
- Additional Engineering
- Variety of Colors
- Decorative Railings, Lattice, Braces, Trim, etc.
- Cupolas and Rooftop Accs.
- Column Style Variations
- Provisions for Electrical
- Lexan Wind Screens
- Tongue & Groove Roof Decking
- Asphalt Shingles, Standing Seam, Cedar Shake, or Clay Tile Roofing
- Composite Finished Ceiling
- Solar Panels & Solar Lighting
- Site Furnishings and Accs.

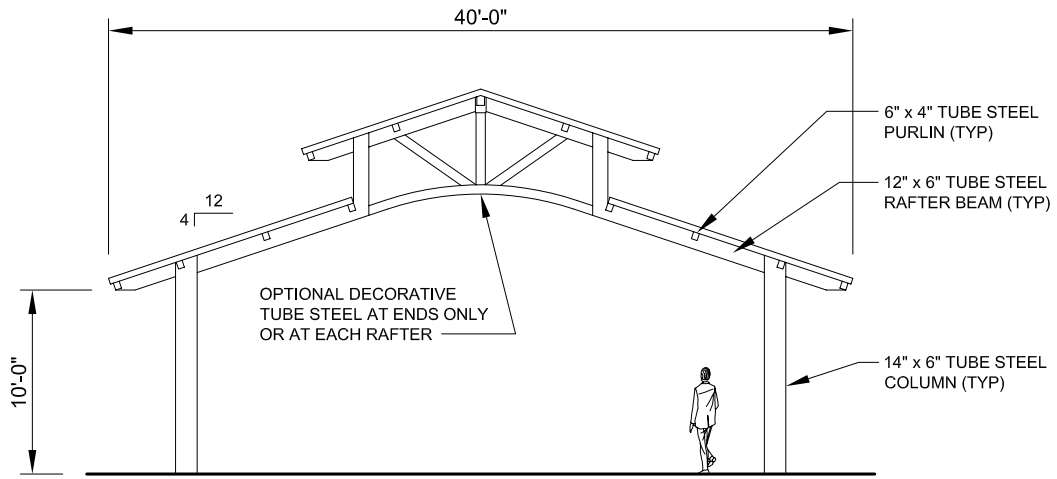


11800 East 9 Mile Road  
Warren, MI 48089  
Office: (586) 486-1088  
Fax: (586) 754-9130  
Toll Free: (800) 657-6118  
Email: [info@coverworx.net](mailto:info@coverworx.net)  
[www.CoverWorx.net](http://www.CoverWorx.net)

Steelworx Gable Shelter w/ Vented Top - 40' x 60'

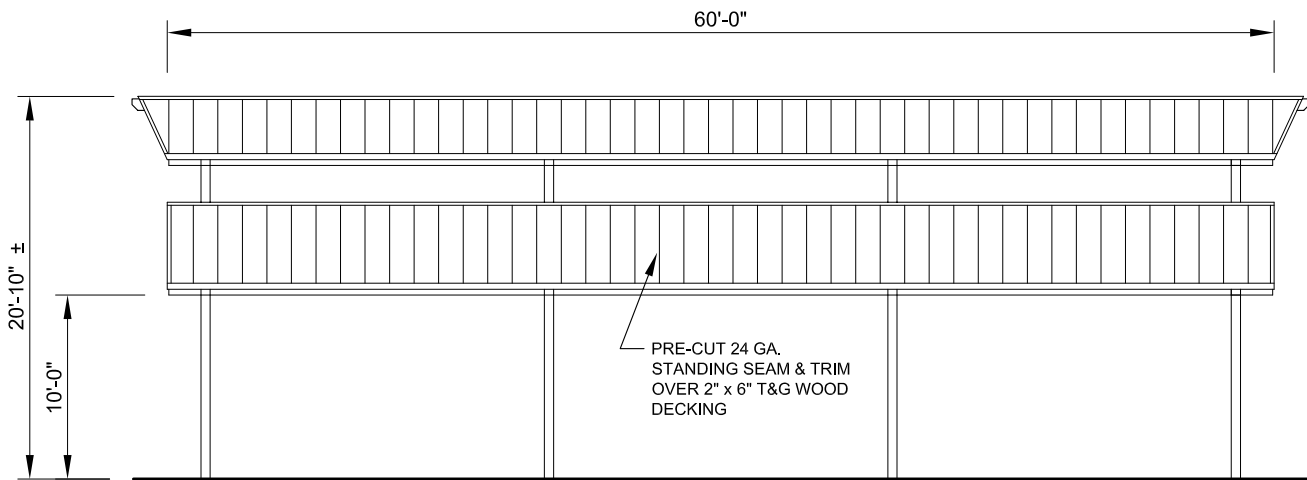
GA-4060-SW-VT-TG

DESIGN SPECIFICATIONS



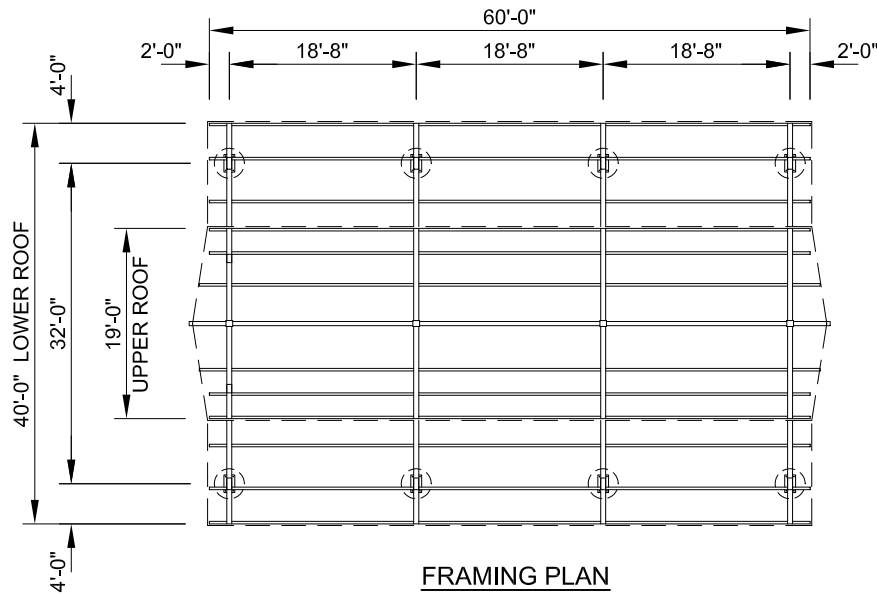
**FRONT ELEVATION**

SCALE: NTS



**PARTIAL SIDE ELEVATION**

SCALE: NTS



**FRAMING PLAN**

SCALE: NTS



11800 East 9 Mile Road  
 Warren, MI 48089  
 Office: (586) 486-1088  
 Fax: (586) 754-9130  
 Toll Free: (800) 657-6118  
 Email: info@coverworx.net  
 www.CoverWorx.net

**Steelworx Gable Shelter w/ Vented Top - 40' x 60'**

**GA-4060-SW-VT-TG**

**DESIGN SPECIFICATIONS**